



GAZEBO

*HEXAGONAL  
EVENT TENT*

ASSEMBLY GUIDE

# THANK YOU

## FOR PURCHASING A COOLAROO PRODUCT

Exposure to ultraviolet (UV) radiation from the sun is the major cause of skin cancer. In some countries the UV radiation is strong enough to cause sunburn in just 11 minutes on a fine summer's day. To prevent sun damage, we recommend following the Sun Smart steps: slip on clothing, slop on sunscreen, slap on a hat, slide on sunglasses and seek shade.

To register your product, go to **coolaroo.com**. The product code can be found printed above the barcode on the product packaging, alternatively you can find it on the relevant **coolaroo.com** product page.

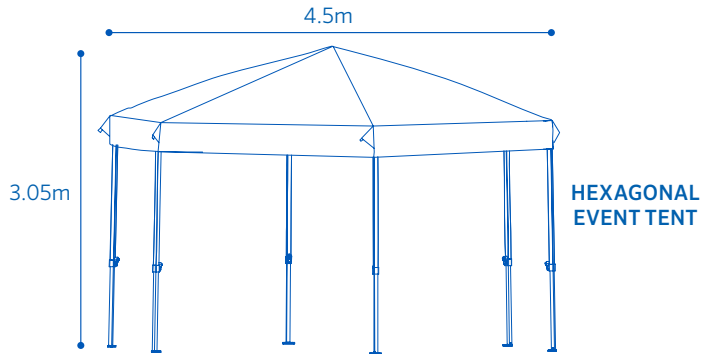
### CARE & MAINTENANCE

When not in use for long periods of time, dismantle the gazebo and store in a dry place. If the canopy is wet, allow to dry naturally before storing.

If necessary, clean the fabric with a hose.

Components subject to turning and sliding can be treated with a non-staining lubricant spray (silicon-based).

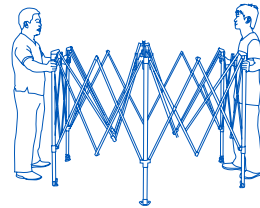
**Attention:** The illustrations in this manual are for assembly and operation purposes only. They may differ from the gazebo's actual appearance.



## ASSEMBLY GUIDE

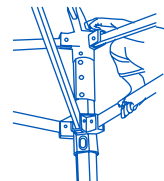
### STEP 1

Working with a partner on the opposite side, stand frame upright and grasp the two outer legs. Slightly lift the frame off the ground and each take a step backwards.



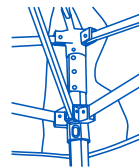
### STEP 2

Engage the slider at each corner by pushing it up while holding down the top of the leg until it locks into place.



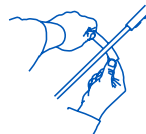
### STEP 3

Place the main fabric top over the frame. Use the hook and loop straps to secure each corner of the fabric to the frame under the plastic leg caps.



## STEP 4

Secure the fabric top to the frame by wrapping the straps around the roof tubes and cross beams. Pull down the inside valances to cover the beam tubes. Fasten the hook and loop straps to the adjacent valances.



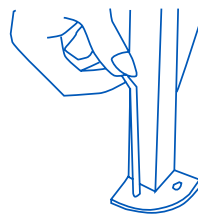
## STEP 5

Lift two adjacent outer legs and gently pull down inner legs until the buttons pop into position. Repeat for the remaining legs. This gazebo offers three height levels. To adjust, push the button and pull the inner leg until the button snaps into the next position, then repeat for all the other legs.



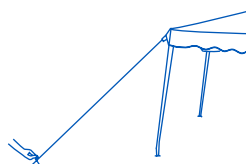
## STEP 6

If using on dirt or grass, peg down the gazebo by pushing a small peg through the hole in the base of each foot.



## STEP 7

Tie six guy ropes to the triangular rope holders on the outside fabric corners. Measure out each rope to a suitable distance to the ground at a 45° angle. Secure a stake at that location and tie the guy rope to the stake. Ensure the ropes have proper tension.



# DISASSEMBLY

## STEP 1

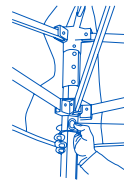
With a partner, lift two adjacent outer legs slightly, press the button on each leg and push the inner leg section up into the outer leg. Repeat this for all legs. Undo the fabric straps from the roof tubes and cross beams.



Push Button 1

## STEP 2

Release sliders on all six corners by depressing the push button and gently pushing each slider down slightly.

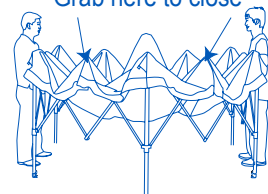


Push Button 2

## STEP 3

With a partner on the opposite side, grasp the middle section of the frame and lift slightly off the ground. Gently shake the frame and slowly walk towards each other allowing the frame to fold inwards and come together until the canopy is 3/4 closed.

Grab here to close

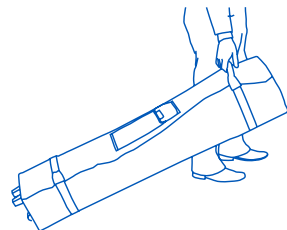


## STEP 4

Remove canopy and pack away in storage pocket on the front of the bag, ensuring first that it's fully dry. Push the frame together fully, being careful not to catch your fingers in the frame.

## STEP 5

Ensuring the gazebo is completely dry, pack the frame away in the storage bag and wheel it away to a suitable storage area.



## WARNING:

- The gazebo must be secured to the ground with anchors and guy ropes.
- Keep canopy away from flames and other heat sources.

## PRODUCT 12 MONTH WARRANTY AND LIMITATION OF LIABILITY

Coolaroo products are manufactured by Gale Pacific Limited ACN 082 263 778 (Gale). Gale provides the following warranty in relation to Coolaroo products ("Product").

The benefits of this warranty are in addition to any rights and remedies imposed by Australian Consumer Law, NZ Consumer Guarantees Act 1993, and state and federal legislation that cannot be excluded. Nothing in this warranty is to be interpreted as excluding, restricting or modifying any applicable legislation to the supply of goods and services which cannot be excluded, restricted or modified.

### WARRANTY

Gale warrants that, subject to the exclusions and limitations below, all parts of the manufacture and assembly of the Product will be free from defects in materials and workmanship for a period of one (1) year from date of purchase.

If a defect appears in the Product before the end of the warranty period and Gale finds the Product to be defective in materials or workmanship, Gale will, in its sole discretion, either:

- a) replace or repair the Product or the defective part of the Product free of charge; or
- b) refund the purchase price of the Product.

Gale reserves the right to replace defective parts of the Product with parts and components of similar quality, grade and composition where an identical part or component is not available.

The warranty will not apply where:

- a) the Product has been altered or modified by someone other than Gale or its authorised agent;
- b) the alleged defect in the Product is within acceptable industry variances;
- c) Gale cannot establish any fault in the Product;
- d) the defect in the Product has arisen due to the customer's failure to install and use the Product in accordance with the instructions provided;
- e) the defect in the Product has arisen due to the customer's request to customise the Product;
- f) the Product has been subject to abnormal conditions, including environment, temperature, water, fire, humidity, pressure, stress or similar.

The warranty does not extend to:

- a) damage or defects caused by normal wear and tear,
- b) water or sun damage; or
- c) any other damage caused by the customer placing other equipment, furniture or material in close proximity to the Product.

Gale makes no express warranties or representations other than set out in this warranty.

The repair or replacement of the Product or part of the Product is the absolute limit of Gale's liability under this express warranty.

### WARRANTY CLAIMS

- 1) Upon purchasing the Product, the customer must register their warranty by completing the Coolaroo online warranty registration at [www.coolaroo.com](http://www.coolaroo.com). Alternatively, the customer can contact Coolaroo Customer Service on 1800 331 521 (AU) or 0800 555 171 (NZ) for assistance.
- 2) If a fault covered by warranty occurs, the customer must contact Gale using the contact details provided.
- 3) Any warranty claim must be accompanied by proof of purchase and details of the alleged defect.
- 4) The customer must bear the cost of the transport of the Product to and from Gale or the authorised agent to make the warranty claim, and all insurance of the Product.

### AUSTRALIAN CONSUMER LAW

Nothing in this agreement is intended to have the effect of contracting out of any applicable provisions of the Competition and Consumer Act 2010 or the Fair Trading Acts in each of the States and Territories of Australia, except to the extent permitted by those Acts where applicable.

This warranty is not transferable, and applies only to the initial purchaser of the installed Product.

In addition to the above warranty, Australian Consumer law and other state and territory legislation may imply warranties or conditions or impose liability on Gale in relation to the Product or its supply which cannot, or can only to a limited extent, be excluded, restricted or modified. Except for those implied warranties or conditions and such liability, and for the warranty described above:

- a) all warranties and conditions (whether express or implied, statutory or otherwise) relating to the Product or its supply are expressly excluded; and
- b) Gale will not be liable for any loss or damage suffered by any person (including the purchaser of the Product) in any way relating to or arising from the Product or its use (including loss or damage arising from the negligence of, or contributed to by, Gale).

If liability for breach by Gale of a warranty or condition or any other liability imposed on Gale by legislation which cannot be excluded may be limited, Gale's liability is limited to the extent permitted by law, and if liability may be limited in any one of a number of ways, Gale's liability is limited in any one of the permitted ways chosen by Gale in its absolute discretion.

The Purchaser acknowledges that the Purchaser does not rely on the skill or judgment of Gale as to whether or not the Products are fit for any particular purpose.

The Purchaser indemnifies Gale from every liability, loss, damage, cost or expense directly or indirectly incurred or suffered by Gale caused by or contributed to by the Purchaser's failure to:

- 1) adequately provide or display safety markings or safety information on or with the Products;
- 2) comply with any law about the Products or their use;
- 3) take any reasonable precaution to bring to the attention of any potential users of the Products any dangers associated with Products;
- 4) any negligence or breach of duty by the Purchaser or any breach by the Purchaser of these terms.



## The best under the sun

Coolaroo is the leader in shade fabric technology. Our extensive range of attractive shade solutions is carefully manufactured to protect your home, garden and family from the harsh sun.

[coolaroo.com](http://coolaroo.com)

### **WARNING**

When assembling and using this product, safety precautions should always be followed to reduce the risk of personal injury and damage to equipment. Please read all instructions before assembly and use.

At least two or more people are recommended for safe assembly.

Keep all children and pets away from assembly area.

Check all nuts and bolts for tightness before and during usage.

Non permanent structure. Do not use in extreme weather conditions including heavy rain or high winds.

Do not leave the gazebo unattended.

Do not place the product near an open flame; or too close to any heat source.

For help with product assembly or for any other questions you may have, contact our Customer Service Department.



White: 494513  
Navy: 494537

Australia Toll Free: 1800 331 521  
New Zealand Toll Free: 0800 555 171  
United States Ph: +1 407 772 7900  
Middle East Ph: +971 4 881 7114  
China Ph: +86 574 5626 8888



Gale Pacific Limited  
145 Woodlands Drive,  
Braeside, Victoria, 3195 Australia  
Coolaroo is a registered trademark  
of Gale Pacific Limited