



UMBRELLA

PORTLAND

ASSEMBLY GUIDE AND
OPERATING INSTRUCTIONS

WARNING

When assembling and using this product, safety precautions should always be followed to reduce the risk of personal injury and damage to equipment.

Please read all instructions before assembly and use.

Two or more people are recommended for safe assembly.

Keep all children and pets away from assembly area.

Check all nuts and bolts for tightness before use and regularly during use.

This is a non-permanent structure, do not use in extreme weather conditions including heavy rain or high winds.

Do not leave the umbrella open unattended.

Do not place the product near an open flame or too close to any heat source eg heaters and BBQs.

Do not allow children or pets to swing on your wall mounted umbrella.

Ensure when raising or lowering your umbrella that bystanders (in particular children) are standing well clear.

The diagrams in this manual are for assembly and operation and are for illustration purposes only. They may differ from the umbrella's actual appearance.

CARE AND MAINTENANCE

When not in use, close the umbrella, fasten canopy with Velcro strap and store in a dry place. If the canopy is wet, allow to dry naturally opened up before storing.

If necessary, clean the fabric with a hose.

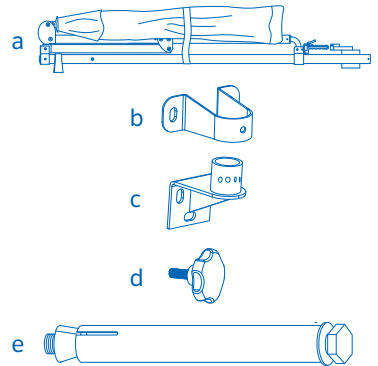
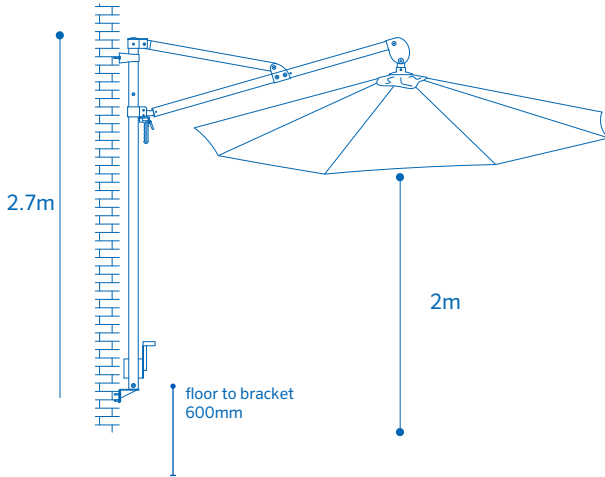
DO NOT use umbrella over or near harsh chemicals or open flames including but not limited to chlorine, grills, barbecues, fire pits, swimming pools and spas.

Components subject to turning and sliding can be treated with a non-staining lubricant spray (silicon-based).



Coolaroo®

ASSEMBLY GUIDE



PARTS LIST

Take all parts out of the box and ensure they are all present.

- a) Umbrella frame & canopy
- b) Top wall bracket
- c) Bottom wall bracket
- d) Tension screw
- e) Expansion/dyna bolts M10x80mm

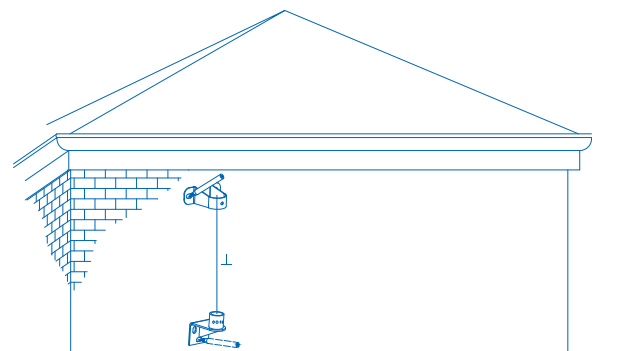
WHAT ELSE YOU'LL NEED

- Drill
- 10mm masonry drill bit
- level
- tape measure
- pencil
- adjustable spanner

ASSEMBLY GUIDE

STEP 1

Select a suitable location. This product can be mounted into brick, masonry or stud walls. For brick or masonry, double check to ensure you have sufficient clearance and the area is free from pipes or other obstructions

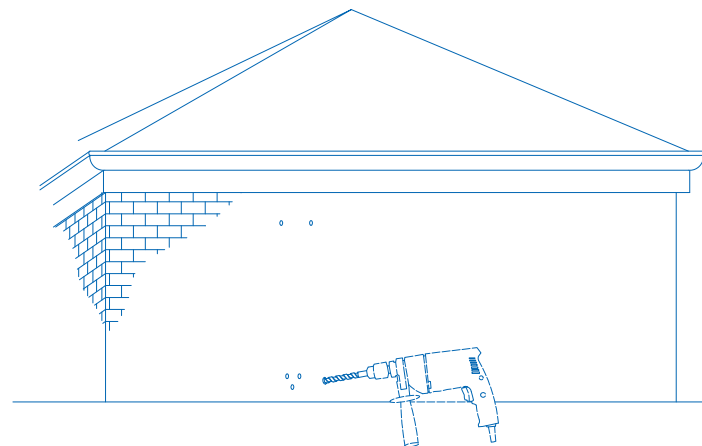


WARNING!

Make sure the wall is solid and strong enough to support the entire umbrella structure. The mounting hardware should be appropriate for your specific type of wall. Different wall construction materials require specific mounting hardware. The mounting hardware shown in the instruction manual is for example only. If you are unsure of the correct type of mounting hardware for your application, please consult a contractor or a specialist at your local hardware store. Gale Pacific is not liable for damage caused by incorrect installation or wrongful use of it's product.

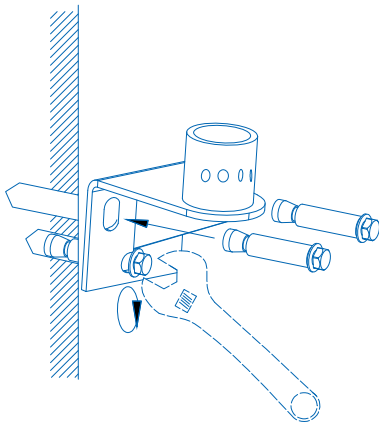
STEP 2

Using a 10mm masonry drill bit, drill marked holes.



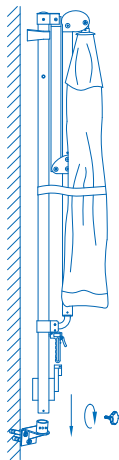
STEP 3

Using an adjustable spanner, insert expansion bolts through bottom wall bracket and tighten.




STEP 4

Insert base of frame and canopy into the bottom bracket. Insert tension screw and tighten.



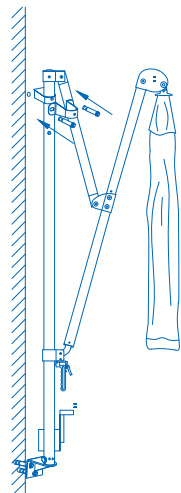
STEP 5

Whilst holding the umbrella in position, undo the securing strap of the canopy.



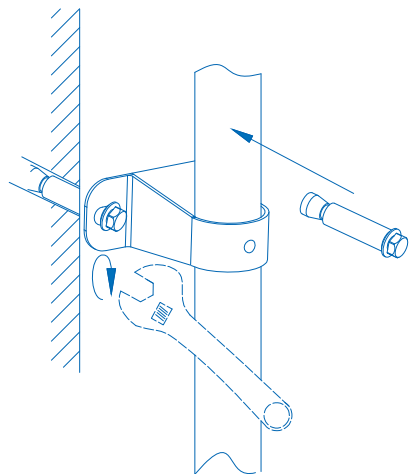
STEP 6

Insert top wall bracket over the top housing block.



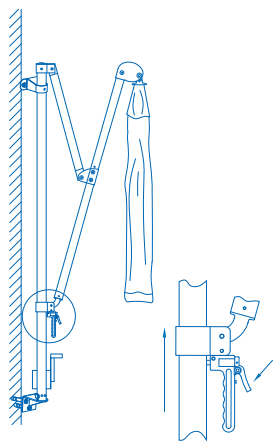
STEP 7

Using an adjustable spanner, insert expansion bolts through top wall bracket and tighten.



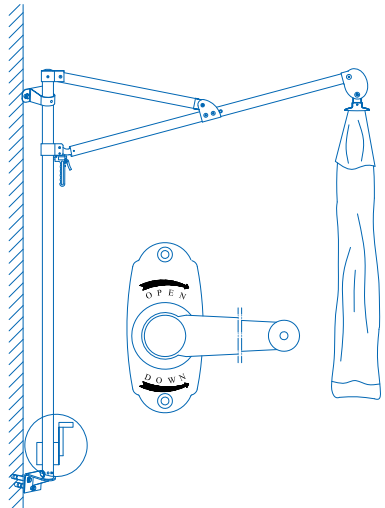
STEP 8

Push down the cantilever trigger handle and push up. Ensure pin is engaged at desired height.



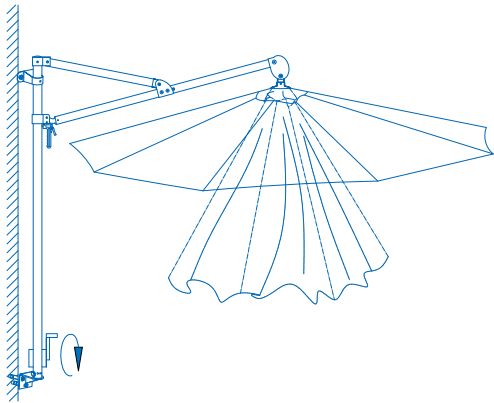
STEP 9

Using the crank mechanism, crank clockwise to open canopy.



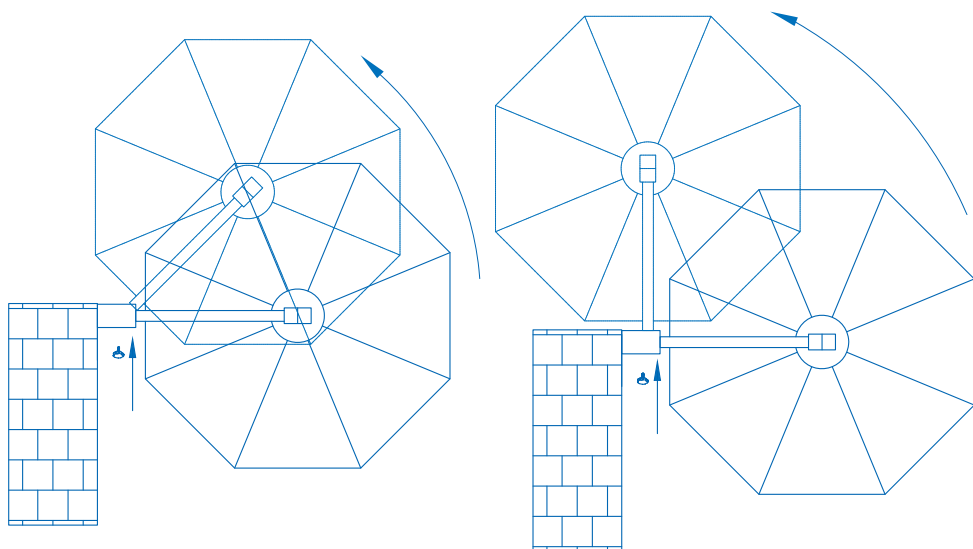
STEP 10

Using the crank mechanism, crank anti clockwise to close the canopy.



STEP 11

Your canopy can be adjusted to be positioned to the left or right. There are additional tension screw points at the base of the frame. Unscrew and remove the tension screw. Manoeuvre the pole either left or right until you see the additional tension screw hole. Once in the correct position, insert the tension screw and tighten.





THANK YOU

**FOR PURCHASING A
COOLAROO PRODUCT**

Exposure to ultraviolet (UV) radiation from the sun is the major cause of skin cancer. In some countries the UV radiation is strong enough to cause sunburn in just 11 minutes on a fine summer day. To prevent sun damage we recommend following these Sun Smart steps: slip on clothing, slop on sunscreen, slap on a hat, slide on sunglasses and seek shade.

coolaroo.com

For help with product assembly
or for any other questions
you may have, contact our
Customer Service Department.

Australia Toll Free: 1800 331 521
New Zealand Toll Free: 0800 555 171



Gale Pacific Limited
145 Woodlands Drive, Braeside,
Victoria, 3195 Australia
Coolaroo is a registered trademark
of Gale Pacific Limited



450540

PRODUCT 2 YEAR / 5 YEAR WARRANTY AND LIMITATION OF LIABILITY

Coolaroo products are manufactured by Gale Pacific Limited ACN 082 263 778 (Gale). Gale provides the following warranty in relation to Coolaroo products ("Product").

The benefits of this warranty are in addition to any rights and remedies imposed by Australian Consumer Law, NZ Consumer Guarantees Act 1993, and state and federal legislation that cannot be excluded. Nothing in this warranty is to be interpreted as excluding, restricting or modifying any applicable legislation to the supply of goods and services which cannot be excluded, restricted or modified.

WARRANTY

Gale warrants that, subject to the exclusions and limitations below, all parts of the manufacture and assembly of the Product will be free from defects in materials and workmanship for a period of two (2) years from date of purchase. Five (5) years for the canopy fabric.

If a defect appears in the Product before the end of the warranty period and Gale finds the Product to be defective in materials or workmanship, Gale will, in its sole discretion, either:

- a) replace or repair the Product or the defective part of the Product free of charge; or
- b) refund the purchase price of the Product.

Gale reserves the right to replace defective parts of the Product with parts and components of similar quality, grade and composition where an identical part or component is not available.

The warranty will not apply where:

- a) the Product has been altered or modified by someone other than Gale or its authorised agent;
- b) the alleged defect in the Product is within acceptable industry variances;
- c) Gale cannot establish any fault in the Product;
- d) the defect in the Product has arisen due to the customer's failure to install and use the Product in accordance with the instructions provided;
- e) the defect in the Product has arisen due to the customer's request to customise the Product;
- f) the Product has been subject to abnormal conditions, including environment, temperature, water, fire, humidity, pressure, stress or similar.

The warranty does not extend to:

- a) damage or defects caused by normal wear and tear,
- b) water or sun damage; or
- c) any other damage caused by the customer placing other equipment, furniture or material in close proximity to the Product.

Gale makes no express warranties or representations other than set out in this warranty.

The repair or replacement of the Product or part of the Product is the absolute limit of Gale's liability under this express warranty.

WARRANTY CLAIMS

- 1) Upon purchasing the Product, the customer must register their warranty by completing the Coolaroo online warranty registration at www.coolaroo.com. Alternatively, the customer can contact Coolaroo Customer Service on 1800 331 521 (AU) or 0800 555 171 (NZ) for assistance.
- 2) If a fault covered by warranty occurs, the customer must contact Gale using the contact details provided.
- 3) Any warranty claim must be accompanied by proof of purchase and details of the alleged defect.
- 4) The customer must bear the cost of the transport of the Product to and from Gale or the authorised agent to make the warranty claim, and all insurance of the Product.

AUSTRALIAN CONSUMER LAW

- 1) Upon purchasing the Product, the customer must register their warranty by completing the Coolaroo online warranty registration at www.coolaroo.com. Alternatively, the customer can contact Coolaroo Customer Service on 1800 331 521 (AU) or 0800 555 171 (NZ) for assistance.
- 2) If a fault covered by warranty occurs, the customer must contact Gale using the contact details provided.
- 3) Any warranty claim must be accompanied by proof of purchase and details of the alleged defect.
- 4) The customer must bear the cost of the transport of the Product to and from Gale or the authorised agent to make the warranty claim, and all insurance of the Product.

Nothing in this agreement is intended to have the effect of contracting out of any applicable provisions of the Competition and Consumer Act 2010 or the Fair Trading Acts in each of the States and Territories of Australia, except to the extent permitted by those Acts where applicable.

This warranty is not transferable, and applies only to the initial purchaser of the installed Product.

In addition to the above warranty, Australian Consumer law and other state and territory legislation may imply warranties or conditions or impose liability on Gale in relation to the Product or its supply which cannot, or can only to a limited extent, be excluded, restricted or modified. Except for those implied warranties or conditions and such liability, and for the warranty described above:

- a) all warranties and conditions (whether express or implied, statutory or otherwise) relating to the Product or its supply are expressly excluded; and
- b) Gale will not be liable for any loss or damage suffered by any person (including the purchaser of the Product) in any way relating to or arising from the Product or its use (including loss or damage arising from the negligence of, or contributed to by, Gale).

If liability for breach by Gale of a warranty or condition or any other liability imposed on Gale by legislation which cannot be excluded may be limited, Gale's liability is limited to the extent permitted by law, and if liability may be limited in any one of a number of ways, Gale's liability is limited in any one of the permitted ways chosen by Gale in its absolute discretion. The Purchaser acknowledges that the Purchaser does not rely on the skill or judgment of Gale as to whether or not the Products are fit for any particular purpose. The Purchaser indemnifies Gale from every liability, loss, damage, cost or expense directly or indirectly incurred or suffered by Gale caused by or contributed to by the Purchaser's failure to:

- 1) adequately provide or display safety markings or safety information on or with the Products;
- 2) comply with any law about the Products or their use;
- 3) take any reasonable precaution to bring to the attention of any potential users of the Products any dangers associated with Products;
- 4) any negligence or breach of duty by the Purchaser or any breach by the Purchaser of these terms.