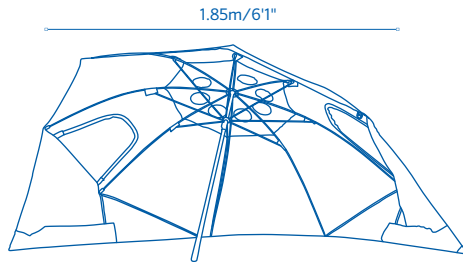




MULTIBRELLA



OPERATION GUIDE



MULTIBRELLA

STEP 1

Take all parts out of the box and ensure they are all present.

- a) Canopy
- b) Individual pegs x 4
- c) Roped pegs x 4



OPERATION GUIDE

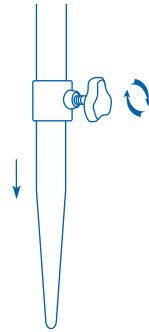
STEP 2

To open the umbrella, push the canopy up until it locks into position.



STEP 3

To extend the pole twist the cap at the base. Twist again once extended to lock pole into position.



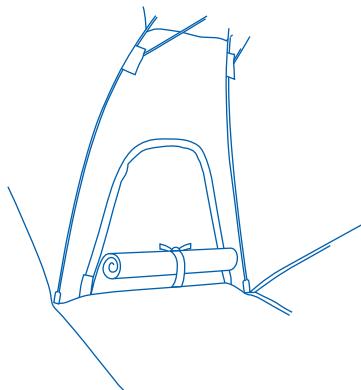
STEP 4

Unzip side flaps for extra shade. Secure side flaps with pegs provided. Also attach roped pegs to canopy clips if required for added stability. When using side flaps ensure the pole is not extended.



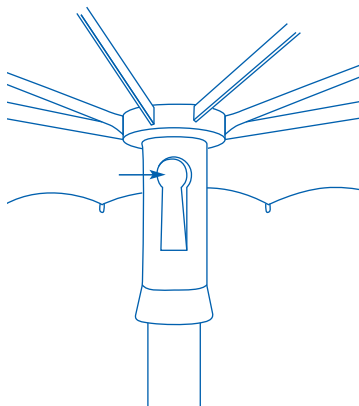
STEP 5

Unzip windows to allow light in.
Roll fabric and secure with tie.



STEP 6

To close the umbrella,
press the red button and
pull the umbrella down.



Ensure canopy is closed when not in use. Close in windy conditions or when a storm approaches.
Never allow the umbrella to flap in the wind; this could damage the canopy.



The best under the sun

Coolaroo is the leader in shade fabric technology. Our extensive range of attractive shade solutions is carefully manufactured to protect your home, garden and family from the harsh sun.

coolaroo.com.au

WARNING

When assembling and using this product, safety precautions should always be followed to reduce the risk of personal injury and damage to equipment. Please read all instructions before assembly and use.

Close the umbrella in windy conditions or when a storm approaches. Never allow the umbrella to flap in the wind; this could damage the canopy.

Do not leave the umbrella open unattended.

Do not place the product near an open flame; or too close to any heat source.

For help with product assembly or for any other questions you may have, contact our Customer Service Department.

Australia Toll Free: 1800 331 521
New Zealand Toll Free: 0800 555 171
United States Ph: +1 407 772 7900
Middle East Ph: +971 4 881 7114
China Ph: +86 574 5626 8888



Gale Pacific Limited
145 Woodlands Drive,
Braeside, Victoria, 3195 Australia

Coolaroo is a registered trademark of Gale Pacific Limited



430528 / 1505

THANK YOU

FOR PURCHASING A COOLAROO PRODUCT

Exposure to ultraviolet (UV) radiation from the sun is the major cause of skin cancer. In some countries the UV radiation is strong enough to cause sunburn in just 11 minutes on a fine summers day. To prevent sun damage we recommend following the Sun Smart steps: slip on clothing, slop on sunscreen, slap on a hat, slide on sunglasses and seek shade.

To register your product go to coolaroo.com.au. Product codes can be found printed above the barcodes on product packaging, alternatively you can find them on the relevant coolaroo.com.au product page.

CARE & MAINTENANCE

When not in use, close the umbrella, place inside the carry bag and store in a dry place.

If the canopy is wet, allow to dry naturally opened up before storing.

If necessary, gently clean the fabric with a hose.

Components subject to turning and sliding can be treated with a non-staining lubricant spray (silicon-based).